


DECEMBER

MLS STATS

AT A GLANCE




REPUBLIC TITLE®

BROUGHT
TO YOU BY
REPUBLIC TITLE



**SALES
SINGLE
FAMILY**

↑21%



**SALES
CONDOS &
TOWNHOMES**

↑14%

TOP 5 LARGEST INCREASE SALES CLOSED BY PRICE

\$800-\$899K	34%
\$500-\$599K	30%
\$300-\$399K	27%
\$400-\$499k	23%
\$700-\$799K	23%

**AVG. PRICE
CONDOS &
TOWNHOMES**
↑10%

NEW LISTINGS
SINGLE FAMILY | CONDOS &
TOWNHOMES
↑11% | **↓6%**


**AVG. PRICE
SINGLE FAMILY**
↑16%

**PENDING
SALES**
SINGLE
FAMILY
↑28%



DAYS ON MARKET

SINGLE FAMILY **↓16%**
CONDOS/TOWNHOMES **↑5%**



CONDOS &
TOWNHOMES
↑43%

ACTIVE LISTINGS

SINGLE FAMILY **↑1%**
CONDOS &
TOWNHOMES **↓17%**

THIS INFORMATION WAS OBTAINED FROM 3RD PARTIES. REPUBLIC TITLE MAKES NO EXPRESS OR IMPLIED REPRESENTATION AS TO THE ACCURACY THEREOF. ALL INFORMATION SHOULD BE VERIFIED WITH THE APPROPRIATE PROVIDER.

- ALL STATS ARE COMPARED TO DECEMBER 2014 -

REPUBLIC TITLE

WWW.REPUBLICTITLE.COM