

2021

DFW REAL ESTATE

stats-at-a-glance

COLLIN COUNTY

12 Month Average



NEW LISTINGS

1,614

down 6%
from 2020



AVERAGE PRICE

\$492k

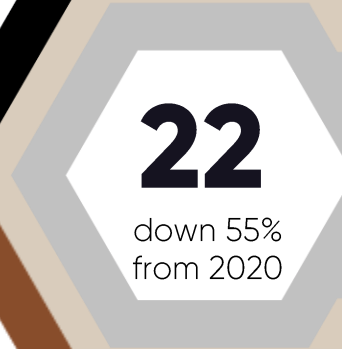
up 23%
from 2020



SALES

1,471

down 2%
from 2020



22

down 55%
from 2020

DAYS ON MARKET



\$190

up 24%
from 2020

PRICE PER SQUARE FOOT

DALLAS COUNTY

12 Month Average



NEW LISTINGS

2,571

down 8%
from 2020



AVERAGE PRICE

\$450k

up 16%
from 2020

28

down 34%
from 2020

DAYS ON MARKET



\$216

up 17%
from 2020

PRICE PER SQUARE FOOT



SALES

2,248

Up 7%
from 2020

DENTON COUNTY

12 Month Average



NEW LISTINGS

1,453

down 10%
from 2020

21

down 54%
from 2020

DAYS ON MARKET



AVERAGE PRICE

\$467k

up 23%
from 2020

\$187

up 22%
from 2020

PRICE PER SQUARE FOOT



SALES

1,327

down 7%
from 2020

ROCKWALL COUNTY

12 Month Average



NEW LISTINGS

245

down 5%
from 2020

26

down 54%
from 2020

DAYS ON MARKET



AVERAGE PRICE

\$433k

up 20%
from 2020

\$173

up 22%
from 2020

PRICE PER SQUARE FOOT



SALES

218

down 3%
from 2020

TARRANT COUNTY

12 Month Average



NEW LISTINGS

2,567

down 5%
from 2020



AVERAGE PRICE

\$369k

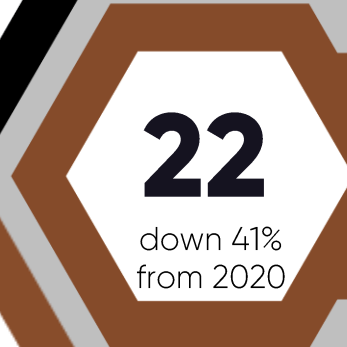
up 19%
from 2020



SALES

2,330

down 0%
from 2020



22

down 41%
from 2020


DAYS ON MARKET



\$170

up 18%
from 2020

PRICE PER SQUARE FOOT



Disclaimer: This information was obtained from NTREIS monthly indicator reports using data from North Texas Real Estate Information Systems, Inc., Republic Title makes no express or implied representation as to the accuracy thereof. All information should be verified with appropriate provider.

