

July 2022

Stats-at-a-glance

Single Family Homes & Condos

republictitle.com

Collin County

July 2022 Stats-at-a-glance



New Listings

2,195

✓ 4.6% Prior Year



Days on Market

19

✓ 35.7% Prior Year



Price Per Sq. Ft.

\$231

✓ 19.7% Prior Year



Active Listings

3,532

✓ 69.1% Prior Year



Average Price

\$602,166

✓ 19.2% Prior Year



Number of Sales

1,330

✓ 27.7% Prior Year

Collin County

July 2022 Stats-at-a-glance - CONDOS



New Listings

18



Days on Market

9



Price Per Sq. Ft.

\$224



Active Listings

47



Average Price

\$272,994



Number of Sales

16



Dallas County

July 2022 Stats-at-a-glance



New Listings

3,012

✓ 6.6% Prior Year



Days on Market

16

✓ 20.0% Prior Year



Price Per Sq. Ft.

\$379

^ 84.9 % Prior Year



Active Listings

4,398

^ 15.3% Prior Year



Average Price

\$494,328

^ 6.7% Prior Year



Number of Sales

1,955

✓ 22.8% Prior Year

Dallas County

July 2022 Stats-at-a-glance - CONDOS



New Listings

309



Days on Market

16



Price Per Sq. Ft.

\$246



Active Listings

423



Average Price

\$292,369



Number of Sales

245

Denton County

July 2022 Stats-at-a-glance



New Listings

2,231

^ 8.5% Prior Year



Days on Market

16

^ 6.7% Prior Year



Price Per Sq. Ft.

\$224

^ 14.3% Prior Year



Active Listings

3,370

^ 77.4% Prior Year



Average Price

\$563,292


^ 17.3% Prior Year



Number of Sales

1,290

✓ 19.3% Prior Year



REPUBLIC TITLE®

Denton County

July 2022 Stats-at-a-glance - CONDOS



New Listings

5



Days on Market

27



Price Per Sq. Ft.

\$210



Active Listings

12




Average Price

\$275,700



Number of Sales

5



REPUBLIC TITLE®

Rockwall County

July 2022 Stats-at-a-glance



New Listings

361

^ 12.5% Prior Year



Days on Market

25

^ 38.9% Prior Year



Price Per Sq. Ft.

\$209

^ 16.8% Prior Year



Active Listings

671

^ 88.5% Prior Year



Average Price

\$545,359

^ 23.1% Prior Year



Number of Sales

234

✓ 4.9% Prior Year

Rockwall County

July 2022 Stats-at-a-glance - CONDOS



New Listings

4



Days on Market

14



Price Per Sq. Ft.

\$217



Active Listings

4



Average Price

\$260,731



Number of Sales

8

Tarrant County

July 2022 Stats-at-a-glance



New Listings

3,365

✓ 6.8% Prior Year



Days on Market

15

✓ 11.8% Prior Year



Price Per Sq. Ft.

\$202

^ 16.1% Prior Year



Active Listings

4,762

^ 42.5% Prior Year



Average Price

\$460,199

^ 20.3% Prior Year



Number of Sales

2,185

✓ 20.3% Prior Year

Tarrant County

July 2022 Stats-at-a-glance - CONDOS



New Listings

62



Days on Market

18



Price Per Sq. Ft.

\$206



Active Listings

94




Average Price

\$263,663



Number of Sales

48



PROVEN EXPERIENCE • DEDICATED SERVICE • LASTING RELATIONSHIPS

Disclaimer: This information was obtained from NTREIS monthly indicator reports using data from North Texas Real Estate Information Systems, Inc., Republic Title makes no express or implied representation as to the accuracy thereof. All information should be verified with appropriate provider.