

January 2024

Stats-at-a-glance

Single Family Homes & Condos

Collin County

January 2024 Stats-at-a-glance



New Listings

1,587

^ 25.4% Prior Year



Average Days on Market

55

✓ 1.8% Prior Year



Average Price Per Sq. Ft.

\$213

^ 0.0% Prior Year



Active Listings

4,007

^ 16.6% Prior Year



Average Sales Price

\$532,095

✓ 7.3% Prior Year




Closed Sales

900

^ 16.6% Prior Year

Disclaimer: This information was obtained from NTREIS monthly indicator reports using data from North Texas Real Estate Information Systems, Inc. and NTREIS Trends, Republic Title makes no express or implied representation as to the accuracy thereof. All information should be verified with appropriate provider.



Collin County

January 2024 Stats-at-a-glance - CONDOS



New Listings

28

✓ 9.7% Prior Year



Average Days on Market

61

^ 177.3% Prior Year



Average Price Per Sq. Ft.

\$325

^ 41.3% Prior Year



Active Listings

50

^ 6.4% Prior Year



Average Sales Price

\$626,538

^ 92.4% Prior Year



Closed Sales

11

✓ 15.4% Prior Year

Disclaimer: This information was obtained from NTRIS monthly indicator reports using data from North Texas Real Estate Information Systems, Inc. and NTRIS Trends, Republic Title makes no express or implied representation as to the accuracy thereof. All information should be verified with appropriate provider.



Dallas County

January 2024 Stats-at-a-glance



New Listings

2,235

^ 14.0% Prior Year



Average Days on Market

48

^ 9.1% Prior Year



Average Price Per Sq. Ft.

\$230

^ 8.5% Prior Year



Active Listings

4,892

^ 14.2% Prior Year



Average Sales Price

\$499,568

^ 12.4% Prior Year



Closed Sales

1,217

^ 12.5% Prior Year

Disclaimer: This information was obtained from NTRIS monthly indicator reports using data from North Texas Real Estate Information Systems, Inc. and NTRIS Trends, Republic Title makes no express or implied representation as to the accuracy thereof. All information should be verified with appropriate provider.



Dallas County

January 2024 Stats-at-a-glance - CONDOS



New Listings

302

^ 27.4% Prior Year



Average Days on Market

61

^ 64.9% Prior Year



Average Price Per Sq. Ft.

\$273

^ 12.8% Prior Year



Active Listings

662

^ 54.3% Prior Year



Average Sales Price

\$373,687

^ 17.3% Prior Year



Closed Sales

111

✓ 18.4% Prior Year

Disclaimer: This information was obtained from NTRIS monthly indicator reports using data from North Texas Real Estate Information Systems, Inc. and NTRIS Trends, Republic Title makes no express or implied representation as to the accuracy thereof. All information should be verified with appropriate provider.



Denton County

January 2024 Stats-at-a-glance



New Listings

1,384

^ 12.9% Prior Year



Average Days on Market

51

v 13.6% Prior Year



Average Price Per Sq. Ft.

\$208

^ 0.0% Prior Year



Active Listings

3,597

^ 2.0% Prior Year



Average Sales Price

\$524,252

^ 4.6% Prior Year



Closed Sales

780

^ 7.9% Prior Year

Disclaimer: This information was obtained from NTRIS monthly indicator reports using data from North Texas Real Estate Information Systems, Inc. and NTRIS Trends, Republic Title makes no express or implied representation as to the accuracy thereof. All information should be verified with appropriate provider.



Denton County

January 2024 Stats-at-a-glance - CONDOS



New Listings

11

^ 120.0% Prior Year



Average Days on Market

36

v 32.1% Prior Year



Average Price Per Sq. Ft.

\$294

^ 45.5% Prior Year



Active Listings

55

^ 139.1% Prior Year



Average Sales Price

\$430,000

^ 16.7% Prior Year



Closed Sales

3

^ 0.0% Prior Year

Disclaimer: This information was obtained from NTRIS monthly indicator reports using data from North Texas Real Estate Information Systems, Inc. and NTRIS Trends, Republic Title makes no express or implied representation as to the accuracy thereof. All information should be verified with appropriate provider.



Rockwall County

January 2024 Stats-at-a-glance



New Listings

266

^ 32.3% Prior Year



Average Days on Market

63

^ 6.8% Prior Year



Average Price Per Sq. Ft.

\$188

^ 2.7% Prior Year



Active Listings

810

^ 4.1% Prior Year



Average Sales Price

\$487,257

^ 3.7% Prior Year



Closed Sales

112

^ 1.8% Prior Year

Disclaimer: This information was obtained from NTREIS monthly indicator reports using data from North Texas Real Estate Information Systems, Inc. and NTREIS Trends, Republic Title makes no express or implied representation as to the accuracy thereof. All information should be verified with appropriate provider.



Rockwall County

January 2024 Stats-at-a-glance - CONDOS



New Listings

5

^ 25.0% Prior Year



Average Days on Market

82

^ 1,950.0% Prior Year



Average Price Per Sq. Ft.

\$224

^ 30.7% Prior Year



Active Listings

14

^ 0.4% Prior Year



Average Sales Price

\$230,000

^ 45.2% Prior Year



Closed Sales

3

^ 50.0% Prior Year

Disclaimer: This information was obtained from NTRIS monthly indicator reports using data from North Texas Real Estate Information Systems, Inc. and NTRIS Trends, Republic Title makes no express or implied representation as to the accuracy thereof. All information should be verified with appropriate provider.



Tarrant County

January 2024 Stats-at-a-glance



New Listings

2,097

^ 6.3% Prior Year



Average Days on Market

52

^ 0.0% Prior Year



Average Price Per Sq. Ft.

\$189

^ 1.1% Prior Year



Active Listings

5,897

^ 6.8% Prior Year



Average Sales Price

\$411,402

✓ 0.4% Prior Year




Closed Sales

1,163

✓ 3.2% Prior Year

Disclaimer: This information was obtained from NTREIS monthly indicator reports using data from North Texas Real Estate Information Systems, Inc. and NTREIS Trends, Republic Title makes no express or implied representation as to the accuracy thereof. All information should be verified with appropriate provider.



Tarrant County

January 2024 Stats-at-a-glance - CONDOS



New Listings

67

^ 67.5% Prior Year



Average Days on Market

47

v 44.1% Prior Year



Average Price Per Sq. Ft.

\$243

^ 16.3% Prior Year



Active Listings

145

^ 6.4% Prior Year



Average Sales Price

\$292,618

^ 29.4% Prior Year





Closed Sales

28

^ 0.0% Prior Year

Disclaimer: This information was obtained from NTRIS monthly indicator reports using data from North Texas Real Estate Information Systems, Inc. and NTRIS Trends, Republic Title makes no express or implied representation as to the accuracy thereof. All information should be verified with appropriate provider.





PROVEN EXPERIENCE • DEDICATED SERVICE • LASTING RELATIONSHIPS

Disclaimer: This information was obtained from NTREIS monthly indicator reports using data from North Texas Real Estate Information Systems, Inc. and NTREIS Trends, Republic Title makes no express or implied representation as to the accuracy thereof. All information should be verified with appropriate provider.