

December

STATS AT A GLANCE

**SINGLE FAMILY
HOMES & CONDOS**

2 0 2 4

Collin County

December 2024 Stats-at-a-glance



New Listings

1,195

^ 18.1% Prior Year



Average Days on Market

63

^ 26.0% Prior Year



Average Price Per Sq. Ft.

\$213

✓ 0.5% Prior Year



Active Listings

7,774

^ 39.5% Prior Year



Average Sales Price

\$561,938

✓ 1.1% Prior Year




Closed Sales

1,273

^ 12.1% Prior Year

Disclaimer: This information was obtained from NTREIS monthly indicator reports using data from North Texas Real Estate Information Systems, Inc. and NTREIS Trends, Republic Title makes no express or implied representation as to the accuracy thereof. All information should be verified with appropriate provider.



Collin County

December 2024 Stats-at-a-glance - CONDOS



New Listings

23

✓ 14.8% Prior Year



Average Days on Market

164

^ 187.7% Prior Year



Average Price Per Sq. Ft.

\$274

^ 10.0% Prior Year



Active Listings

127

^ 49.4% Prior Year



Average Sales Price

\$395,530

^ 66.8% Prior Year




Closed Sales

27

^ 28.6% Prior Year

Disclaimer: This information was obtained from NTREIS monthly indicator reports using data from North Texas Real Estate Information Systems, Inc. and NTREIS Trends, Republic Title makes no express or implied representation as to the accuracy thereof. All information should be verified with appropriate provider.



Dallas County

December 2024 Stats-at-a-glance



New Listings

1,720

^ 10.3% Prior Year



Average Days on Market

54

^ 31.7% Prior Year



Average Price Per Sq. Ft.

\$243

^ 8.0% Prior Year



Active Listings

11,360

^ 29.5% Prior Year



Average Sales Price

\$590,049

^ 15.4% Prior Year



Closed Sales

1,538

^ 9.9% Prior Year

Disclaimer: This information was obtained from NTRIS monthly indicator reports using data from North Texas Real Estate Information Systems, Inc. and NTRIS Trends, Republic Title makes no express or implied representation as to the accuracy thereof. All information should be verified with appropriate provider.



Dallas County

December 2024 Stats-at-a-glance - CONDOS



New Listings

393

^ 17.7% Prior Year



Average Days on Market

70

^ 25.0% Prior Year



Average Price Per Sq. Ft.

\$285

^ 4.4% Prior Year



Active Listings

1,181

✓ 1.3% Prior Year



Average Sales Price

\$319,208

^ 18.4% Prior Year



Closed Sales

251

✓ 4.2% Prior Year

Disclaimer: This information was obtained from NTRIS monthly indicator reports using data from North Texas Real Estate Information Systems, Inc. and NTRIS Trends, Republic Title makes no express or implied representation as to the accuracy thereof. All information should be verified with appropriate provider.



Denton County

December 2024 Stats-at-a-glance



New Listings

1,054

^ 21.4% Prior Year



Average Days on Market

58

^ 7.4% Prior Year



Average Price Per Sq. Ft.

\$216

^ 3.3% Prior Year



Active Listings

6,247

^ 29.7% Prior Year



Average Sales Price

\$580,487

^ 5.8% Prior Year



Closed Sales

1,094

^ 14.6% Prior Year

Disclaimer: This information was obtained from NTREIS monthly indicator reports using data from North Texas Real Estate Information Systems, Inc. and NTREIS Trends, Republic Title makes no express or implied representation as to the accuracy thereof. All information should be verified with appropriate provider.



Denton County

December 2024 Stats-at-a-glance - CONDOS



New Listings

12

✓ 47.8% Prior Year



Average Days on Market

67

^ 235.0% Prior Year



Average Price Per Sq. Ft.

\$257

✓ 12.3% Prior Year



Active Listings

61

✓ 12.9% Prior Year



Average Sales Price

\$382,500

^ 72.6% Prior Year




Closed Sales

3

✓ 50.0% Prior Year

Disclaimer: This information was obtained from NTRIS monthly indicator reports using data from North Texas Real Estate Information Systems, Inc. and NTRIS Trends, Republic Title makes no express or implied representation as to the accuracy thereof. All information should be verified with appropriate provider.



Rockwall County

December 2024 Stats-at-a-glance



New Listings

191

^ 13.0% Prior Year



Average Days on Market

87

^ 19.2% Prior Year



Average Price Per Sq. Ft.

\$193

^ 5.5% Prior Year



Active Listings

1,401

^ 28.1% Prior Year



Average Sales Price

\$556,204

^ 15.8% Prior Year



Closed Sales

182

^ 7.1% Prior Year

Disclaimer: This information was obtained from NTREIS monthly indicator reports using data from North Texas Real Estate Information Systems, Inc. and NTREIS Trends, Republic Title makes no express or implied representation as to the accuracy thereof. All information should be verified with appropriate provider.



Rockwall County

December 2024 Stats-at-a-glance - CONDOS



New Listings

3

✓ 62.5% Prior Year



Average Days on Market

72

✓ 8.9% Prior Year



Average Price Per Sq. Ft.

\$149

✓ 44.4% Prior Year



Active Listings

23

^ 0.0% Prior Year



Average Sales Price

\$181,000

✓ 1.5% Prior Year




Closed Sales

3

✓ 25.0% Prior Year

Disclaimer: This information was obtained from NTRIS monthly indicator reports using data from North Texas Real Estate Information Systems, Inc. and NTRIS Trends, Republic Title makes no express or implied representation as to the accuracy thereof. All information should be verified with appropriate provider.



Tarrant County

December 2024 Stats-at-a-glance



New Listings

1,568

^ 4.5% Prior Year



Average Days on Market

57

^ 18.8% Prior Year



Average Price Per Sq. Ft.

\$194

^ 2.1% Prior Year



Active Listings

9,756

^ 16.7% Prior Year



Average Sales Price

\$443,756

^ 4.6% Prior Year




Closed Sales

1,723

^ 7.6% Prior Year

Disclaimer: This information was obtained from NTREIS monthly indicator reports using data from North Texas Real Estate Information Systems, Inc. and NTREIS Trends, Republic Title makes no express or implied representation as to the accuracy thereof. All information should be verified with appropriate provider.



Tarrant County

December 2024 Stats-at-a-glance - CONDOS



New Listings

72

^ 0.0% Prior Year



Average Days on Market

78

^ 23.8% Prior Year



Average Price Per Sq. Ft.

\$214

^ 11.5% Prior Year



Active Listings

277

^ 25.9% Prior Year



Average Sales Price

\$240,153

^ 7.6% Prior Year





Closed Sales

41

^ 13.9% Prior Year

Disclaimer: This information was obtained from NTREIS monthly indicator reports using data from North Texas Real Estate Information Systems, Inc. and NTREIS Trends, Republic Title makes no express or implied representation as to the accuracy thereof. All information should be verified with appropriate provider.





PROVEN EXPERIENCE • DEDICATED SERVICE • LASTING RELATIONSHIPS

Disclaimer: This information was obtained from NTREIS monthly indicator reports using data from North Texas Real Estate Information Systems, Inc. and NTREIS Trends, Republic Title makes no express or implied representation as to the accuracy thereof. All information should be verified with appropriate provider.