

May

STATS AT A GLANCE

**SINGLE FAMILY
HOMES & CONDOS**

2 0 2 5

Collin County

May 2025 Stats-at-a-glance



New Listings

3,026

^ 21.6% Prior Year



Average Days on Market

50

^ 35.1% Prior Year



Average Price Per Sq. Ft.

\$229

✓ 0.4% Prior Year



Active Listings

8,366

^ 46.3% Prior Year



Average Sales Price

\$583,075

✓ 0.6% Prior Year



Closed Sales

1,648

✓ 0.5% Prior Year

Disclaimer: This information was obtained from NTREIS monthly indicator reports using data from North Texas Real Estate Information Systems, Inc. and NTREIS Trends, Republic Title makes no express or implied representation as to the accuracy thereof. All information should be verified with appropriate provider.



Collin County

May 2025 Stats-at-a-glance - CONDOS



New Listings

40

^ 33.3% Prior Year



Average Days on Market

63

^ 80.0% Prior Year



Average Price Per Sq. Ft.

\$303

^ 24.2% Prior Year



Active Listings

150

^ 28.2% Prior Year



Average Sales Price

\$530,469

^ 71.8% Prior Year




Closed Sales

17

^ 26.1% Prior Year

Disclaimer: This information was obtained from NTREIS monthly indicator reports using data from North Texas Real Estate Information Systems, Inc. and NTREIS Trends, Republic Title makes no express or implied representation as to the accuracy thereof. All information should be verified with appropriate provider.



Dallas County

May 2025 Stats-at-a-glance



New Listings

3,426

^ 8.3% Prior Year



Average Days on Market

45

^ 28.6% Prior Year



Average Price Per Sq. Ft.

\$245

✓ 2.0% Prior Year



Active Listings

8,088

^ 32.0% Prior Year



Average Sales Price

\$599,338

✓ 2.9% Prior Year



Closed Sales

1,895

✓ 11.4% Prior Year

Disclaimer: This information was obtained from NTREIS monthly indicator reports using data from North Texas Real Estate Information Systems, Inc. and NTREIS Trends. Republic Title makes no express or implied representation as to the accuracy thereof. All information should be verified with appropriate provider.



Dallas County

May 2025 Stats-at-a-glance - CONDOS



New Listings

416

✓ 90.2% Prior Year



Average Days on Market

54

^ 28.6% Prior Year



Average Price Per Sq. Ft.

\$286

^ 17.2% Prior Year



Active Listings

2,152

^ 785.6% Prior Year



Average Sales Price

\$527,926

^ 7.5% Prior Year



Closed Sales

154

✓ 36.6% Prior Year

Disclaimer: This information was obtained from NTREIS monthly indicator reports using data from North Texas Real Estate Information Systems, Inc. and NTREIS Trends, Republic Title makes no express or implied representation as to the accuracy thereof. All information should be verified with appropriate provider.



Denton County

May 2025 Stats-at-a-glance



New Listings

2,533

^ 17.8% Prior Year



Average Days on Market

50

^ 38.9% Prior Year



Average Price Per Sq. Ft.

\$221

✓ 1.8% Prior Year



Active Listings

6,878

^ 41.4% Prior Year



Average Sales Price

\$565,116

✓ 1.5% Prior Year




Closed Sales

1,422

✓ 4.0% Prior Year

Disclaimer: This information was obtained from NTREIS monthly indicator reports using data from North Texas Real Estate Information Systems, Inc. and NTREIS Trends. Republic Title makes no express or implied representation as to the accuracy thereof. All information should be verified with appropriate provider.



Denton County

May 2025 Stats-at-a-glance - CONDOS



New Listings

15

^ 15.4% Prior Year



Average Days on Market

68

^ 1.5% Prior Year



Average Price Per Sq. Ft.

\$215

^ 9.3% Prior Year



Active Listings

83

^ 15.3% Prior Year



Average Sales Price

\$323,400

^ 12.1% Prior Year




Closed Sales

5

^ 16.7% Prior Year

Disclaimer: This information was obtained from NTREIS monthly indicator reports using data from North Texas Real Estate Information Systems, Inc. and NTREIS Trends, Republic Title makes no express or implied representation as to the accuracy thereof. All information should be verified with appropriate provider.



Rockwall County

May 2025 Stats-at-a-glance



New Listings

451

^ 20.9% Prior Year



Average Days on Market

73

^ 30.4% Prior Year



Average Price Per Sq. Ft.

\$191

✓ 7.3% Prior Year



Active Listings

1,434

^ 39.4% Prior Year



Average Sales Price

\$500,023

✓ 6.3% Prior Year



Closed Sales

216

✓ 1.4% Prior Year

Disclaimer: This information was obtained from NTREIS monthly indicator reports using data from North Texas Real Estate Information Systems, Inc. and NTREIS Trends. Republic Title makes no express or implied representation as to the accuracy thereof. All information should be verified with appropriate provider.



Rockwall County

May 2025 Stats-at-a-glance - CONDOS



New Listings

10

^ 25.0% Prior Year



Average Days on Market

66

^ 26.9% Prior Year



Average Price Per Sq. Ft.

\$2000

✓ 2.4% Prior Year



Active Listings

31

^ 10.7% Prior Year



Average Sales Price

\$192,600

✓ 22.6% Prior Year




Closed Sales

5

^ 25.0% Prior Year

Disclaimer: This information was obtained from NTREIS monthly indicator reports using data from North Texas Real Estate Information Systems, Inc. and NTREIS Trends, Republic Title makes no express or implied representation as to the accuracy thereof. All information should be verified with appropriate provider.



Tarrant County

May 2025 Stats-at-a-glance



New Listings

3,416

^ 1.8% Prior Year



Average Days on Market

46

^ 17.9% Prior Year



Average Price Per Sq. Ft.

\$200

^ 1.0% Prior Year



Active Listings

8,532

^ 20.0% Prior Year



Average Sales Price

\$441,813

✓ 2.9% Prior Year




Closed Sales

2,128

✓ 7.2% Prior Year

Disclaimer: This information was obtained from NTREIS monthly indicator reports using data from North Texas Real Estate Information Systems, Inc. and NTREIS Trends. Republic Title makes no express or implied representation as to the accuracy thereof. All information should be verified with appropriate provider.



Tarrant County

May 2025 Stats-at-a-glance - CONDOS



New Listings

76

^ 24.6% Prior Year



Average Days on Market

73

^ 2.8% Prior Year



Average Price Per Sq. Ft.

\$226

^ 3.0% Prior Year



Active Listings

386

^ 25.3% Prior Year



Average Sales Price

\$276,411

^ 7.6% Prior Year





Closed Sales

37

^ 15.9% Prior Year

Disclaimer: This information was obtained from NTREIS monthly indicator reports using data from North Texas Real Estate Information Systems, Inc. and NTREIS Trends, Republic Title makes no express or implied representation as to the accuracy thereof. All information should be verified with appropriate provider.





PROVEN EXPERIENCE • DEDICATED SERVICE • LASTING RELATIONSHIPS

Disclaimer: This information was obtained from NTREIS monthly indicator reports using data from North Texas Real Estate Information Systems, Inc. and NTREIS Trends, Republic Title makes no express or implied representation as to the accuracy thereof. All information should be verified with appropriate provider.