

June

STATS AT A GLANCE

**SINGLE FAMILY
HOMES & CONDOS**

2

0

2

5

Collin County

June 2025 Stats-at-a-glance



New Listings

2,801

^ 17.6% Prior Year



Average Days on Market

49

^ 25.6% Prior Year



Average Price Per Sq. Ft.

\$228

^ 0.4% Prior Year



Active Listings

11,151

^ 37.8% Prior Year



Average Sales Price

\$592,062

^ 0.5% Prior Year



Closed Sales

1,617

^ 8.9% Prior Year

Disclaimer: This information was obtained from NTREIS monthly indicator reports using data from North Texas Real Estate Information Systems, Inc. and NTREIS Trends, Republic Title makes no express or implied representation as to the accuracy thereof. All information should be verified with appropriate provider.



Dallas County

June 2025 Stats-at-a-glance



New Listings

3,237

^ 5.5% Prior Year



Average Days on Market

45

^ 21.6% Prior Year



Average Price Per Sq. Ft.

\$252

^ 5.0% Prior Year



Active Listings

14,060

^ 29.5% Prior Year



Average Sales Price

\$603,044

^ 17.5% Prior Year




Closed Sales

1,873

^ 8.1% Prior Year

Disclaimer: This information was obtained from NTREIS monthly indicator reports using data from North Texas Real Estate Information Systems, Inc. and NTREIS Trends. Republic Title makes no express or implied representation as to the accuracy thereof. All information should be verified with appropriate provider.



Denton County

June 2025 Stats-at-a-glance



New Listings

2,405

^ 20.3% Prior Year



Average Days on Market

50

^ 31.6% Prior Year



Average Price Per Sq. Ft.

\$220

✓ 4.3% Prior Year



Active Listings

8,965

^ 39.3% Prior Year



Average Sales Price

\$557,346

✓ 5.0% Prior Year




Closed Sales

1,436

^ 9.2% Prior Year

Disclaimer: This information was obtained from NTREIS monthly indicator reports using data from North Texas Real Estate Information Systems, Inc. and NTREIS Trends, Republic Title makes no express or implied representation as to the accuracy thereof. All information should be verified with appropriate provider.



Rockwall County

June 2025 Stats-at-a-glance



New Listings

404

^ 12.2% Prior Year



Average Days on Market

68

^ 19.3% Prior Year



Average Price Per Sq. Ft.

\$187

^ 3.1% Prior Year



Active Listings

1,844

^ 32.2% Prior Year



Average Sales Price

\$500,315

^ 1.8% Prior Year



Closed Sales

212

^ 12.2% Prior Year

Disclaimer: This information was obtained from NTREIS monthly indicator reports using data from North Texas Real Estate Information Systems, Inc. and NTREIS Trends. Republic Title makes no express or implied representation as to the accuracy thereof. All information should be verified with appropriate provider.



Tarrant County

June 2025 Stats-at-a-glance



New Listings

3,182

^ 0.1% Prior Year



Average Days on Market

44

^ 12.8% Prior Year



Average Price Per Sq. Ft.

\$199

✓ 0.5% Prior Year



Active Listings

11,687

^ 20.0% Prior Year



Average Sales Price

\$461,371

^ 0.8% Prior Year





Closed Sales

1,982

✓ 4.9% Prior Year

Disclaimer: This information was obtained from NTREIS monthly indicator reports using data from North Texas Real Estate Information Systems, Inc. and NTREIS Trends. Republic Title makes no express or implied representation as to the accuracy thereof. All information should be verified with appropriate provider.





PROVEN EXPERIENCE • DEDICATED SERVICE • LASTING RELATIONSHIPS

Disclaimer: This information was obtained from NTREIS monthly indicator reports using data from North Texas Real Estate Information Systems, Inc. and NTREIS Trends, Republic Title makes no express or implied representation as to the accuracy thereof. All information should be verified with appropriate provider.