

*July*

STATS AT A GLANCE

**SINGLE FAMILY  
HOMES & CONDOS**

2 0 2 5

# Collin County

July 2025 Stats-at-a-glance



New Listings

2,736

^ 16.0% Prior Year



Average Days on Market

53

^ 35.9% Prior Year



Average Price Per Sq. Ft.

\$209

✓ 5.0% Prior Year



Active Listings

11,495

^ 32.5% Prior Year



Average Sales Price

\$555,825

✓ 3.5% Prior Year



Closed Sales

1,577

^ 7.6% Prior Year

Disclaimer: This information was obtained from NTREIS monthly indicator reports using data from North Texas Real Estate Information Systems, Inc. and NTREIS Trends, Republic Title makes no express or implied representation as to the accuracy thereof. All information should be verified with appropriate provider.





# Collin County

July 2025 Stats-at-a-glance - CONDOS



New Listings

29

^ 0.0% Prior Year



Average Days on Market

40

✓ 7.0% Prior Year



Average Price Per Sq. Ft.

\$243

✓ 20.1% Prior Year



Active Listings

178

^ 43.5% Prior Year



Average Sales Price

\$377,617

^ 0.6% Prior Year




Closed Sales

15

✓ 25.0% Prior Year

Disclaimer: This information was obtained from NTREIS monthly indicator reports using data from North Texas Real Estate Information Systems, Inc. and NTREIS Trends, Republic Title makes no express or implied representation as to the accuracy thereof. All information should be verified with appropriate provider.



# Dallas County

## July 2025 Stats-at-a-glance



New Listings

3,099

^ 2.8% Prior Year



Average Days on Market

49

^ 28.9% Prior Year



Average Price Per Sq. Ft.

\$242

^ 0.4% Prior Year



Active Listings

14,376

^ 24.6% Prior Year



Average Sales Price

\$593,483

^ 2.9% Prior Year



Closed Sales

1,836

✓ 1.1% Prior Year

Disclaimer: This information was obtained from NTREIS monthly indicator reports using data from North Texas Real Estate Information Systems, Inc. and NTREIS Trends, Republic Title makes no express or implied representation as to the accuracy thereof. All information should be verified with appropriate provider.



# Dallas County

July 2025 Stats-at-a-glance - CONDOS



New Listings

352

^ 0.6% Prior Year



Average Days on Market

61

^ 38.6% Prior Year



Average Price Per Sq. Ft.

\$262

✓ 20.1% Prior Year



Active Listings

2,227

^ 43.1% Prior Year



Average Sales Price

\$350,253

✓ 4.0% Prior Year



Closed Sales

173

✓ 8.0% Prior Year

Disclaimer: This information was obtained from NTREIS monthly indicator reports using data from North Texas Real Estate Information Systems, Inc. and NTREIS Trends, Republic Title makes no express or implied representation as to the accuracy thereof. All information should be verified with appropriate provider.



# Denton County

## July 2025 Stats-at-a-glance



New Listings

2,126

^ 6.5% Prior Year



Average Days on Market

50

^ 28.2% Prior Year



Average Price Per Sq. Ft.

\$213

✓ 4.1% Prior Year



Active Listings

9,089

^ 33.9% Prior Year



Average Sales Price

\$568,655

✓ 1.5% Prior Year




Closed Sales

1,345

^ 2.7% Prior Year

Disclaimer: This information was obtained from NTREIS monthly indicator reports using data from North Texas Real Estate Information Systems, Inc. and NTREIS Trends, Republic Title makes no express or implied representation as to the accuracy thereof. All information should be verified with appropriate provider.



# Denton County

July 2025 Stats-at-a-glance - CONDOS



New Listings

10

^ 42.9% Prior Year



Average Days on Market

100

^ 3.1% Prior Year



Average Price Per Sq. Ft.

\$235

^ 3.1% Prior Year



Active Listings

72

^ 10.8% Prior Year



Average Sales Price

\$304,625

✓ 17.1% Prior Year




Closed Sales

8

✓ 42.9% Prior Year

Disclaimer: This information was obtained from NTREIS monthly indicator reports using data from North Texas Real Estate Information Systems, Inc. and NTREIS Trends, Republic Title makes no express or implied representation as to the accuracy thereof. All information should be verified with appropriate provider.



# Rockwall County

## July 2025 Stats-at-a-glance



New Listings

350

^ 1.2% Prior Year



Average Days on Market

70

^ 18.6% Prior Year



Average Price Per Sq. Ft.

\$190

^ 1.0% Prior Year



Active Listings

1,873

^ 26.6% Prior Year



Average Sales Price

\$522,850

^ 1.7% Prior Year



Closed Sales

215

^ 16.8% Prior Year

Disclaimer: This information was obtained from NTREIS monthly indicator reports using data from North Texas Real Estate Information Systems, Inc. and NTREIS Trends, Republic Title makes no express or implied representation as to the accuracy thereof. All information should be verified with appropriate provider.





# Rockwall County

July 2025 Stats-at-a-glance - CONDOS



New Listings

4

✓ 33.3% Prior Year



Average Days on Market

107

^ 21.6% Prior Year



Average Price Per Sq. Ft.

\$254

^ 14.4% Prior Year



Active Listings

33

^ 0.0% Prior Year



Average Sales Price

\$294,913

^ 9.1% Prior Year




Closed Sales

4

^ 0.0% Prior Year

Disclaimer: This information was obtained from NTREIS monthly indicator reports using data from North Texas Real Estate Information Systems, Inc. and NTREIS Trends, Republic Title makes no express or implied representation as to the accuracy thereof. All information should be verified with appropriate provider.



# Tarrant County

July 2025 Stats-at-a-glance



New Listings

3,111

^ 1.1% Prior Year



Average Days on Market

46

^ 17.9% Prior Year



Average Price Per Sq. Ft.

\$196

✓ 2.5% Prior Year



Active Listings

11,847

^ 13.8% Prior Year



Average Sales Price

\$456,499

^ 0.9% Prior Year




Closed Sales

2,082

✓ 0.6% Prior Year

Disclaimer: This information was obtained from NTREIS monthly indicator reports using data from North Texas Real Estate Information Systems, Inc. and NTREIS Trends, Republic Title makes no express or implied representation as to the accuracy thereof. All information should be verified with appropriate provider.



# Tarrant County

July 2025 Stats-at-a-glance - CONDOS



New Listings

75

^ 11.9% Prior Year



Average Days on Market

68

^ 33.3% Prior Year



Average Price Per Sq. Ft.

\$191

^ 20.7% Prior Year



Active Listings

379

^ 21.9% Prior Year



Average Sales Price

\$230,992

^ 29.3% Prior Year




Closed Sales


41

^ 41.4% Prior Year

Disclaimer: This information was obtained from NTREIS monthly indicator reports using data from North Texas Real Estate Information Systems, Inc. and NTREIS Trends, Republic Title makes no express or implied representation as to the accuracy thereof. All information should be verified with appropriate provider.







PROVEN EXPERIENCE • DEDICATED SERVICE • LASTING RELATIONSHIPS

Disclaimer: This information was obtained from NTREIS monthly indicator reports using data from North Texas Real Estate Information Systems, Inc. and NTREIS Trends, Republic Title makes no express or implied representation as to the accuracy thereof. All information should be verified with appropriate provider.