

August

STATS AT A GLANCE

**SINGLE FAMILY
HOMES & CONDOS**

2 0 2 5

Collin County

August 2025 Stats-at-a-glance



New Listings

2,234

^ 2.4% Prior Year



Average Days on Market

57

^ 16.3% Prior Year



Average Price Per Sq. Ft.

\$207

^ 4.6% Prior Year



Active Listings

11,624

^ 30.1% Prior Year



Average Sales Price

\$539,675

^ 6.6% Prior Year



Closed Sales

1,491

^ 3.6% Prior Year

Disclaimer: This information was obtained from NTREIS monthly indicator reports using data from North Texas Real Estate Information Systems, Inc. and NTREIS Trends, Republic Title makes no express or implied representation as to the accuracy thereof. All information should be verified with appropriate provider.



Collin County

August 2025 Stats-at-a-glance - CONDOS



New Listings

34

✓ 15.0% Prior Year



Average Days on Market

83

^ 93.0% Prior Year



Average Price Per Sq. Ft.

\$269

✓ 4.6% Prior Year



Active Listings

287

^ 106.5% Prior Year



Average Sales Price

\$419,888

^ 4.2% Prior Year




Closed Sales

22

^ 22.2% Prior Year

Disclaimer: This information was obtained from NTREIS monthly indicator reports using data from North Texas Real Estate Information Systems, Inc. and NTREIS Trends. Republic Title makes no express or implied representation as to the accuracy thereof. All information should be verified with appropriate provider.



Dallas County

August 2025 Stats-at-a-glance



New Listings

2,905

✓ 2.7% Prior Year



Average Days on Market

52

^ 26.8% Prior Year



Average Price Per Sq. Ft.

\$232

^ 0.4% Prior Year



Active Listings

14,447

^ 20.7% Prior Year



Average Sales Price

\$543,753

^ 6.6% Prior Year



Closed Sales

1,676

✓ 7.7% Prior Year

Disclaimer: This information was obtained from NTREIS monthly indicator reports using data from North Texas Real Estate Information Systems, Inc. and NTREIS Trends. Republic Title makes no express or implied representation as to the accuracy thereof. All information should be verified with appropriate provider.



Dallas County

August 2025 Stats-at-a-glance - CONDOS



New Listings

354

✓ 4.1% Prior Year



Average Days on Market

78

^ 36.8% Prior Year



Average Price Per Sq. Ft.

\$252

✓ 4.6% Prior Year



Active Listings

2,279

^ 37.6% Prior Year



Average Sales Price

\$355,340

✓ 4.8% Prior Year



Closed Sales

150

✓ 24.2% Prior Year

Disclaimer: This information was obtained from NTREIS monthly indicator reports using data from North Texas Real Estate Information Systems, Inc. and NTREIS Trends, Republic Title makes no express or implied representation as to the accuracy thereof. All information should be verified with appropriate provider.



Denton County

August 2025 Stats-at-a-glance



New Listings

1,740

✓ 4.1% Prior Year



Average Days on Market

55

^ 25.0% Prior Year



Average Price Per Sq. Ft.

\$211

✓ 5.0% Prior Year



Active Listings

9,091

^ 29.7% Prior Year



Average Sales Price

\$555,891

✓ 4.5% Prior Year




Closed Sales

1,226

✓ 3.4% Prior Year

Disclaimer: This information was obtained from NTREIS monthly indicator reports using data from North Texas Real Estate Information Systems, Inc. and NTREIS Trends. Republic Title makes no express or implied representation as to the accuracy thereof. All information should be verified with appropriate provider.



Denton County

August 2025 Stats-at-a-glance - CONDOS



New Listings

14

^ 16.7% Prior Year



Average Days on Market

48

v 42.2% Prior Year



Average Price Per Sq. Ft.

\$258

v 4.4% Prior Year



Active Listings

213

^ 232.8% Prior Year



Average Sales Price

\$338,500

v 3.5% Prior Year




Closed Sales

8

^ 100.0% Prior Year

Disclaimer: This information was obtained from NTREIS monthly indicator reports using data from North Texas Real Estate Information Systems, Inc. and NTREIS Trends, Republic Title makes no express or implied representation as to the accuracy thereof. All information should be verified with appropriate provider.



Rockwall County

August 2025 Stats-at-a-glance



New Listings

322

✓ 12.5% Prior Year



Average Days on Market

74

^ 27.6% Prior Year



Average Price Per Sq. Ft.

\$188

✓ 1.6% Prior Year



Active Listings

1,864

^ 22.4% Prior Year



Average Sales Price

\$515,042

^ 3.5% Prior Year




Closed Sales

186

✓ 17.7% Prior Year

Disclaimer: This information was obtained from NTREIS monthly indicator reports using data from North Texas Real Estate Information Systems, Inc. and NTREIS Trends, Republic Title makes no express or implied representation as to the accuracy thereof. All information should be verified with appropriate provider.



Rockwall County

August 2025 Stats-at-a-glance - CONDOS



New Listings

7

^ 40.0% Prior Year



Average Days on Market

61

^ 38.6% Prior Year



Average Price Per Sq. Ft.

\$226

^ 42.1% Prior Year



Active Listings

36

^ 20.0% Prior Year



Average Sales Price

\$212,450

✓ 1.7% Prior Year



Closed Sales

2

✓ 33.3% Prior Year

Disclaimer: This information was obtained from NTREIS monthly indicator reports using data from North Texas Real Estate Information Systems, Inc. and NTREIS Trends. Republic Title makes no express or implied representation as to the accuracy thereof. All information should be verified with appropriate provider.



Tarrant County

August 2025 Stats-at-a-glance



New Listings

2,710

✓ 9.9% Prior Year



Average Days on Market

48

^ 17.1% Prior Year



Average Price Per Sq. Ft.

\$196

^ 0.5% Prior Year



Active Listings

11,972

^ 9.0% Prior Year



Average Sales Price

\$450,869

^ 4.2% Prior Year




Closed Sales

1,923

✓ 0.7% Prior Year

Disclaimer: This information was obtained from NTREIS monthly indicator reports using data from North Texas Real Estate Information Systems, Inc. and NTREIS Trends, Republic Title makes no express or implied representation as to the accuracy thereof. All information should be verified with appropriate provider.



Tarrant County

August 2025 Stats-at-a-glance - CONDOS



New Listings

53

^ 6.0% Prior Year



Average Days on Market

68

^ 13.3% Prior Year



Average Price Per Sq. Ft.

\$197

^ 13.6% Prior Year



Active Listings

428

^ 46.1% Prior Year



Average Sales Price

\$239,250

^ 12.2% Prior Year





Closed Sales

34

^ 26.1% Prior Year

Disclaimer: This information was obtained from NTREIS monthly indicator reports using data from North Texas Real Estate Information Systems, Inc. and NTREIS Trends, Republic Title makes no express or implied representation as to the accuracy thereof. All information should be verified with appropriate provider.





PROVEN EXPERIENCE • DEDICATED SERVICE • LASTING RELATIONSHIPS

Disclaimer: This information was obtained from NTREIS monthly indicator reports using data from North Texas Real Estate Information Systems, Inc. and NTREIS Trends, Republic Title makes no express or implied representation as to the accuracy thereof. All information should be verified with appropriate provider.