

November

STATS AT A GLANCE

**SINGLE FAMILY
HOMES & CONDOS**

2

0

2

5

Collin County

November 2025 Stats-at-a-glance



New Listings

1,443

✓ 5.9% Prior Year



Average Days on Market

66

^ 26.9% Prior Year



Average Price Per Sq. Ft.

\$218

✓ 1.8% Prior Year



Active Listings

7,903

^ 30.5% Prior Year



Average Sales Price

\$514,897

✓ 9.9% Prior Year



Closed Sales

1,161

✓ 10.1% Prior Year

Disclaimer: This information was obtained from NTREIS monthly indicator reports using data from North Texas Real Estate Information Systems, Inc. and NTREIS Trends, Republic Title makes no express or implied representation as to the accuracy thereof. All information should be verified with appropriate provider.



Collin County

November 2025 Stats-at-a-glance - CONDOS



New Listings

14

✓ 41.7% Prior Year



Average Days on Market

76

^ 40.7% Prior Year



Average Price Per Sq. Ft.

\$235

^ 2.6% Prior Year



Active Listings

248

^ 89.3% Prior Year



Average Sales Price

\$283,571

✓ 1.3% Prior Year




Closed Sales

12

^ 0.0% Prior Year

Disclaimer: This information was obtained from NTREIS monthly indicator reports using data from North Texas Real Estate Information Systems, Inc. and NTREIS Trends, Republic Title makes no express or implied representation as to the accuracy thereof. All information should be verified with appropriate provider.



Dallas County

November 2025 Stats-at-a-glance



New Listings

2,014

✓ 7.1% Prior Year



Average Days on Market

58

^ 23.4% Prior Year



Average Price Per Sq. Ft.

\$234

✓ 3.3% Prior Year



Active Listings

7,899

^ 19.9% Prior Year



Average Sales Price

\$551,620

^ 2.3% Prior Year



Closed Sales

1,231

✓ 17.9% Prior Year

Disclaimer: This information was obtained from NTRIS monthly indicator reports using data from North Texas Real Estate Information Systems, Inc. and NTRIS Trends, Republic Title makes no express or implied representation as to the accuracy thereof. All information should be verified with appropriate provider.



Dallas County

November 2025 Stats-at-a-glance - CONDOS



New Listings

230

✓ 13.9% Prior Year



Average Days on Market

74

^ 37.0% Prior Year



Average Price Per Sq. Ft.

\$301

^ 2.6% Prior Year



Active Listings

2,169

^ 24.8% Prior Year



Average Sales Price

\$504,679

^ 38.2% Prior Year



Closed Sales

92

✓ 42.1% Prior Year

Disclaimer: This information was obtained from NTRIS monthly indicator reports using data from North Texas Real Estate Information Systems, Inc. and NTRIS Trends, Republic Title makes no express or implied representation as to the accuracy thereof. All information should be verified with appropriate provider.



Denton County

November 2025 Stats-at-a-glance



New Listings

1,250

^ 2.4% Prior Year



Average Days on Market

67

^ 13.6% Prior Year



Average Price Per Sq. Ft.

\$209

✓ 5.9% Prior Year



Active Listings

6,403

^ 26.9% Prior Year



Average Sales Price

\$511,776

✓ 8.5% Prior Year



Closed Sales

942

✓ 13.2% Prior Year

Disclaimer: This information was obtained from NTREIS monthly indicator reports using data from North Texas Real Estate Information Systems, Inc. and NTREIS Trends, Republic Title makes no express or implied representation as to the accuracy thereof. All information should be verified with appropriate provider.



Denton County

November 2025 Stats-at-a-glance - CONDOS



New Listings

7

^ 75.0% Prior Year



Average Days on Market

52

^ 271.4% Prior Year



Average Price Per Sq. Ft.

\$263

^ 0.4% Prior Year



Active Listings

307

^ 411.7% Prior Year



Average Sales Price

\$340,000

^ 40.9% Prior Year



Closed Sales

1

✓ 75.0% Prior Year

Disclaimer: This information was obtained from NTRIS monthly indicator reports using data from North Texas Real Estate Information Systems, Inc. and NTRIS Trends, Republic Title makes no express or implied representation as to the accuracy thereof. All information should be verified with appropriate provider.



Rockwall County

November 2025 Stats-at-a-glance



New Listings

212

✓ 20.6% Prior Year



Average Days on Market

107

^ 44.6% Prior Year



Average Price Per Sq. Ft.

\$192

^ 1.1% Prior Year



Active Listings

1,353

^ 18.3% Prior Year



Average Sales Price

\$536,108

^ 8.7% Prior Year



Closed Sales

154

✓ 18.1% Prior Year

Disclaimer: This information was obtained from NTREIS monthly indicator reports using data from North Texas Real Estate Information Systems, Inc. and NTREIS Trends, Republic Title makes no express or implied representation as to the accuracy thereof. All information should be verified with appropriate provider.



Rockwall County

November 2025 Stats-at-a-glance - CONDOS



New Listings

3

✓ 66.7% Prior Year



Average Days on Market

86

^ 53.6% Prior Year



Average Price Per Sq. Ft.

\$187

✓ 12.6% Prior Year



Active Listings

44

^ 91.3% Prior Year



Average Sales Price

\$225,750

✓ 12.8% Prior Year




Closed Sales

2

✓ 60.0% Prior Year

Disclaimer: This information was obtained from NTREIS monthly indicator reports using data from North Texas Real Estate Information Systems, Inc. and NTREIS Trends, Republic Title makes no express or implied representation as to the accuracy thereof. All information should be verified with appropriate provider.



Tarrant County

November 2025 Stats-at-a-glance



New Listings

2,063

✓ 0.6% Prior Year



Average Days on Market

56

^ 9.8% Prior Year



Average Price Per Sq. Ft.

\$191

✓ 2.6% Prior Year



Active Listings

8,530

^ 13.6% Prior Year



Average Sales Price

\$417,692

✓ 7.1% Prior Year




Closed Sales

1,400

✓ 14.3% Prior Year

Disclaimer: This information was obtained from NTREIS monthly indicator reports using data from North Texas Real Estate Information Systems, Inc. and NTREIS Trends, Republic Title makes no express or implied representation as to the accuracy thereof. All information should be verified with appropriate provider.



Tarrant County

November 2025 Stats-at-a-glance - CONDOS



New Listings

52

^ 23.8% Prior Year



Average Days on Market

87

^ 33.8% Prior Year



Average Price Per Sq. Ft.

\$229

^ 0.4% Prior Year



Active Listings

448

^ 54.5% Prior Year



Average Sales Price

\$287,485

^ 11.0% Prior Year





Closed Sales

23

^ 20.7% Prior Year

Disclaimer: This information was obtained from NTREIS monthly indicator reports using data from North Texas Real Estate Information Systems, Inc. and NTREIS Trends, Republic Title makes no express or implied representation as to the accuracy thereof. All information should be verified with appropriate provider.





PROVEN EXPERIENCE • DEDICATED SERVICE • LASTING RELATIONSHIPS

Disclaimer: This information was obtained from NTRIS monthly indicator reports using data from North Texas Real Estate Information Systems, Inc. and NTRIS Trends, Republic Title makes no express or implied representation as to the accuracy thereof. All information should be verified with appropriate provider.