

*March*

STATS AT A GLANCE

**SINGLE FAMILY  
HOMES & CONDOS**

**2 0 2 6**

# Collin County

March 2026 Stats-at-a-glance



New Listings

2,685

✓ 0.8% Prior Year



Average Days on Market

66

^ 11.9% Prior Year



Average Price Per Sq. Ft.

\$200

✓ 5.7% Prior Year



Active Listings

10,090

^ 4.5% Prior Year



Average Sales Price

\$522,605

✓ 9.1% Prior Year




Closed Sales

1,486

^ 2.8% Prior Year

Disclaimer: This information was obtained from NTREIS monthly indicator reports using data from North Texas Real Estate Information Systems, Inc. and NTREIS Trends, Republic Title makes no express or implied representation as to the accuracy thereof. All information should be verified with appropriate provider.



# Collin County

March 2026 Stats-at-a-glance - CONDOS



New Listings

228

✓ 20.8% Prior Year



Average Days on Market

64

✓ 40.2% Prior Year



Average Price Per Sq. Ft.

\$228

✓ 20.8% Prior Year



Active Listings

245

^ 31.0% Prior Year



Average Sales Price

\$296,902

✓ 99.5% Prior Year



Closed Sales

12

✓ 45.5% Prior Year

Disclaimer: This information was obtained from NTREIS monthly indicator reports using data from North Texas Real Estate Information Systems, Inc. and NTREIS Trends, Republic Title makes no express or implied representation as to the accuracy thereof. All information should be verified with appropriate provider.



# Dallas County

March 2026 Stats-at-a-glance



New Listings

3,300

✓ 3.1% Prior Year



Average Days on Market

56

^ 3.7% Prior Year



Average Price Per Sq. Ft.

\$240

^ 1.3% Prior Year



Active Listings

13,136

✓ 0.2% Prior Year



Average Sales Price

\$596,838

^ 6.5% Prior Year



Closed Sales

1,675

✓ 3.2% Prior Year

Disclaimer: This information was obtained from NTREIS monthly indicator reports using data from North Texas Real Estate Information Systems, Inc. and NTREIS Trends, Republic Title makes no express or implied representation as to the accuracy thereof. All information should be verified with appropriate provider.



# Dallas County

March 2026 Stats-at-a-glance - CONDOS



New Listings

293

^ 15.4% Prior Year



Average Days on Market

72

^ 2.9% Prior Year



Average Price Per Sq. Ft.

\$293

^ 15.4% Prior Year



Active Listings

2,138

✓ 2.1% Prior Year



Average Sales Price

\$527,789

✓ 20.5% Prior Year



Closed Sales

170

✓ 0.0% Prior Year

Disclaimer: This information was obtained from NTRIS monthly indicator reports using data from North Texas Real Estate Information Systems, Inc. and NTRIS Trends, Republic Title makes no express or implied representation as to the accuracy thereof. All information should be verified with appropriate provider.



# Denton County

March 2026 Stats-at-a-glance



New Listings

2,363

^ 1.0% Prior Year



Average Days on Market

71

^ 20.3% Prior Year



Average Price Per Sq. Ft.

\$201

v 6.1% Prior Year



Active Listings

8,110

^ 5.5% Prior Year



Average Sales Price

\$518,620

v 6.6% Prior Year



Closed Sales

1,231

^ 3.0% Prior Year

Disclaimer: This information was obtained from NTRIS monthly indicator reports using data from North Texas Real Estate Information Systems, Inc. and NTRIS Trends, Republic Title makes no express or implied representation as to the accuracy thereof. All information should be verified with appropriate provider.



# Denton County

March 2026 Stats-at-a-glance - CONDOS



New Listings

170

∨ 11.0% Prior Year



Average Days on Market

240

∧ 313.8% Prior Year



Average Price Per Sq. Ft.

\$170

∨ 11.0% Prior Year



Active Listings

143

∧ 88.2% Prior Year



Average Sales Price

\$387,000

∧ 25.0% Prior Year



Closed Sales

1

∨ 50.0% Prior Year

Disclaimer: This information was obtained from NTREIS monthly indicator reports using data from North Texas Real Estate Information Systems, Inc. and NTREIS Trends, Republic Title makes no express or implied representation as to the accuracy thereof. All information should be verified with appropriate provider.



# Rockwall County

March 2026 Stats-at-a-glance



New Listings

390

✓ 0.8% Prior Year



Average Days on Market

96

^ 10.3% Prior Year



Average Price Per Sq. Ft.

\$185

✓ 0.5% Prior Year



Active Listings

1,658

^ 3.6% Prior Year



Average Sales Price

\$529,625

^ 3.2% Prior Year



Closed Sales

221

^ 1.4% Prior Year

Disclaimer: This information was obtained from NTREIS monthly indicator reports using data from North Texas Real Estate Information Systems, Inc. and NTREIS Trends, Republic Title makes no express or implied representation as to the accuracy thereof. All information should be verified with appropriate provider.



# Tarrant County

March 2026 Stats-at-a-glance



New Listings

3,113

✓ 2.0% Prior Year



Average Days on Market

56

✓ 6.7% Prior Year



Average Price Per Sq. Ft.

\$195

^ 1.6% Prior Year



Active Listings

10,644

^ 0.8% Prior Year



Average Sales Price

\$444,520

^ 4.9% Prior Year



Closed Sales

1,921

^ 2.1% Prior Year

Disclaimer: This information was obtained from NTREIS monthly indicator reports using data from North Texas Real Estate Information Systems, Inc. and NTREIS Trends, Republic Title makes no express or implied representation as to the accuracy thereof. All information should be verified with appropriate provider.



# Tarrant County

March 2026 Stats-at-a-glance - CONDOS



New Listings

86

^ 11.7% Prior Year



Average Days on Market

85

^ 9.0% Prior Year



Average Price Per Sq. Ft.

\$245

^ 2.0% Prior Year



Active Listings

464

^ 19.3% Prior Year



Average Sales Price

\$379,206

^ 4.1% Prior Year





Closed Sales

37

^ 19.4% Prior Year

Disclaimer: This information was obtained from NTREIS monthly indicator reports using data from North Texas Real Estate Information Systems, Inc. and NTREIS Trends, Republic Title makes no express or implied representation as to the accuracy thereof. All information should be verified with appropriate provider.





**PROVEN EXPERIENCE • DEDICATED SERVICE • LASTING RELATIONSHIPS**

Disclaimer: This information was obtained from NTRIS monthly indicator reports using data from North Texas Real Estate Information Systems, Inc. and NTRIS Trends, Republic Title makes no express or implied representation as to the accuracy thereof. All information should be verified with appropriate provider.