

April

STATS AT A GLANCE

**SINGLE FAMILY
HOMES & CONDOS**

2 0 2 6

Collin County

April 2026 Stats-at-a-glance



New Listings

3,004

✓ 1.4% Prior Year



Average Days on Market

61

^ 15.1% Prior Year



Average Price Per Sq. Ft.

\$202

✓ 4.7% Prior Year



Active Listings

9,975

^ 3.3% Prior Year



Average Sales Price

\$538,992

✓ 4.6% Prior Year



Closed Sales

1,494

^ 2.5% Prior Year

Disclaimer: This information was obtained from NTREIS monthly indicator reports using data from North Texas Real Estate Information Systems, Inc. and NTREIS Trends, Republic Title makes no express or implied representation as to the accuracy thereof. All information should be verified with appropriate provider.



Collin County

April 2026 Stats-at-a-glance - CONDOS



New Listings

34

✓ 10.5% Prior Year



Average Days on Market

22

✓ 64.5% Prior Year



Average Price Per Sq. Ft.

\$2225

✓ 16.7% Prior Year



Active Listings

245

^ 31.0% Prior Year



Average Sales Price

\$260,259

✓ 24.2% Prior Year



Closed Sales

17

^ 6.3% Prior Year

Disclaimer: This information was obtained from NTREIS monthly indicator reports using data from North Texas Real Estate Information Systems, Inc. and NTREIS Trends, Republic Title makes no express or implied representation as to the accuracy thereof. All information should be verified with appropriate provider.



Dallas County

April 2026 Stats-at-a-glance



New Listings

3,370

✓ 7.9% Prior Year



Average Days on Market

49

^ 6.5% Prior Year



Average Price Per Sq. Ft.

\$243

✓ 0.8% Prior Year



Active Listings

12,966

✓ 1.5% Prior Year



Average Sales Price

\$599,725

^ 2.2% Prior Year



Closed Sales

1,884

^ 2.5% Prior Year

Disclaimer: This information was obtained from NTREIS monthly indicator reports using data from North Texas Real Estate Information Systems, Inc. and NTREIS Trends, Republic Title makes no express or implied representation as to the accuracy thereof. All information should be verified with appropriate provider.



Dallas County

April 2026 Stats-at-a-glance - CONDOS



New Listings

437

✓ 3.5% Prior Year



Average Days on Market

78

^ 41.8% Prior Year



Average Price Per Sq. Ft.

\$270

✓ 7.8% Prior Year



Active Listings

2,120

✓ 2.9% Prior Year



Average Sales Price

\$382,256

✓ 11.1% Prior Year



Closed Sales

153

✓ 10.5% Prior Year

Disclaimer: This information was obtained from NTRIS monthly indicator reports using data from North Texas Real Estate Information Systems, Inc. and NTRIS Trends, Republic Title makes no express or implied representation as to the accuracy thereof. All information should be verified with appropriate provider.



Denton County

April 2026 Stats-at-a-glance



New Listings

2,484

✓ 3.8% Prior Year



Average Days on Market

55

^ 3.8% Prior Year



Average Price Per Sq. Ft.

\$208

✓ 5.5% Prior Year



Active Listings

8,033

^ 4.5% Prior Year



Average Sales Price

\$543,755

✓ 7.4% Prior Year



Closed Sales

1,436

^ 12.3% Prior Year

Disclaimer: This information was obtained from NTREIS monthly indicator reports using data from North Texas Real Estate Information Systems, Inc. and NTREIS Trends, Republic Title makes no express or implied representation as to the accuracy thereof. All information should be verified with appropriate provider.



Denton County

April 2026 Stats-at-a-glance - CONDOS



New Listings

19

^ 90.0% Prior Year



Average Days on Market

21

v 83.8% Prior Year



Average Price Per Sq. Ft.

\$229

^ 2.7% Prior Year



Active Listings

148

^ 94.7% Prior Year



Average Sales Price

\$295,000

v 33.0% Prior Year



Closed Sales

2

v 60.0% Prior Year

Disclaimer: This information was obtained from NTREIS monthly indicator reports using data from North Texas Real Estate Information Systems, Inc. and NTREIS Trends, Republic Title makes no express or implied representation as to the accuracy thereof. All information should be verified with appropriate provider.



Rockwall County

April 2026 Stats-at-a-glance



New Listings

441

✓ 2.9% Prior Year



Average Days on Market

91

^ 5.8% Prior Year



Average Price Per Sq. Ft.

\$1888

✓ 4.1% Prior Year



Active Listings

1,674

^ 4.6% Prior Year



Average Sales Price

\$524,119

^ 4.5% Prior Year



Closed Sales

202

✓ 4.7% Prior Year

Disclaimer: This information was obtained from NTREIS monthly indicator reports using data from North Texas Real Estate Information Systems, Inc. and NTREIS Trends, Republic Title makes no express or implied representation as to the accuracy thereof. All information should be verified with appropriate provider.



Rockwall County

April 2026 Stats-at-a-glance - CONDOS



New Listings

14

^ 55.6% Prior Year



Average Days on Market

81

^ 19.1% Prior Year



Average Price Per Sq. Ft.

\$220

^ 17.6% Prior Year



Active Listings

47

^ 23.7% Prior Year



Average Sales Price

\$262,600

^ 17.5% Prior Year



Closed Sales

7

^ 40.0% Prior Year

Disclaimer: This information was obtained from NTRIS monthly indicator reports using data from North Texas Real Estate Information Systems, Inc. and NTRIS Trends, Republic Title makes no express or implied representation as to the accuracy thereof. All information should be verified with appropriate provider.



Tarrant County

April 2026 Stats-at-a-glance



New Listings

3,260

✓ 1.0% Prior Year



Average Days on Market

48

✓ 2.0% Prior Year



Average Price Per Sq. Ft.

\$198

^ 0.5% Prior Year



Active Listings

10,379

✓ 1.7% Prior Year



Average Sales Price

\$460,632

^ 1.5% Prior Year




Closed Sales

1,984

^ 2.0% Prior Year

Disclaimer: This information was obtained from NTREIS monthly indicator reports using data from North Texas Real Estate Information Systems, Inc. and NTREIS Trends, Republic Title makes no express or implied representation as to the accuracy thereof. All information should be verified with appropriate provider.



Tarrant County

April 2026 Stats-at-a-glance - CONDOS



New Listings

72

✓ 36.3% Prior Year



Average Days on Market

74

✓ 8.6% Prior Year



Average Price Per Sq. Ft.

\$235

^ 14.6% Prior Year



Active Listings

458

^ 17.7% Prior Year



Average Sales Price

\$335,999

^ 7.2% Prior Year





Closed Sales

35

^ 29.6% Prior Year

Disclaimer: This information was obtained from NTREIS monthly indicator reports using data from North Texas Real Estate Information Systems, Inc. and NTREIS Trends, Republic Title makes no express or implied representation as to the accuracy thereof. All information should be verified with appropriate provider.





PROVEN EXPERIENCE • DEDICATED SERVICE • LASTING RELATIONSHIPS

Disclaimer: This information was obtained from NTREIS monthly indicator reports using data from North Texas Real Estate Information Systems, Inc. and NTREIS Trends, Republic Title makes no express or implied representation as to the accuracy thereof. All information should be verified with appropriate provider.