

May

STATS AT A GLANCE

**SINGLE FAMILY
HOMES & CONDOS**

2 0 2 6

Collin County

May 2026 Stats-at-a-glance



New Listings

2,852

✓ 6.8% Prior Year



Average Days on Market

52

^ 2.0% Prior Year



Average Price Per Sq. Ft.

\$205

✓ 3.3% Prior Year



Active Listings

10,488

✓ 1.2% Prior Year



Average Sales Price

\$563,770

✓ 2.3% Prior Year



Closed Sales

1,666

✓ 3.1% Prior Year

Disclaimer: This information was obtained from NTREIS monthly indicator reports using data from North Texas Real Estate Information Systems, Inc. and NTREIS Trends, Republic Title makes no express or implied representation as to the accuracy thereof. All information should be verified with appropriate provider.



Collin County

May 2026 Stats-at-a-glance - CONDOS



New Listings

29

✓ 3.3% Prior Year



Average Days on Market

73

^ 15.9% Prior Year



Average Price Per Sq. Ft.

\$224

✓ 26.1% Prior Year



Active Listings

228

^ 10.1% Prior Year



Average Sales Price

\$288,733

✓ 45.6% Prior Year



Closed Sales

9

✓ 47.1% Prior Year

Disclaimer: This information was obtained from NTREIS monthly indicator reports using data from North Texas Real Estate Information Systems, Inc. and NTREIS Trends, Republic Title makes no express or implied representation as to the accuracy thereof. All information should be verified with appropriate provider.



Dallas County

May 2026 Stats-at-a-glance



New Listings

3,170

✓ 9.2% Prior Year



Average Days on Market

44

✓ 4.3% Prior Year



Average Price Per Sq. Ft.

\$247

^ 2.1% Prior Year



Active Listings

13,104

✓ 4.6% Prior Year



Average Sales Price

\$614,464

^ 3.6% Prior Year



Closed Sales

1,859

✓ 5.3% Prior Year

Disclaimer: This information was obtained from NTREIS monthly indicator reports using data from North Texas Real Estate Information Systems, Inc. and NTREIS Trends, Republic Title makes no express or implied representation as to the accuracy thereof. All information should be verified with appropriate provider.



Dallas County

May 2026 Stats-at-a-glance - CONDOS



New Listings

374

✓ 11.4% Prior Year



Average Days on Market

61

^ 8.9% Prior Year



Average Price Per Sq. Ft.

\$278

✓ 1.8% Prior Year



Active Listings

2,119

✓ 7.0% Prior Year



Average Sales Price

\$440,629

✓ 15.4% Prior Year



Closed Sales

157

✓ 0.6% Prior Year

Disclaimer: This information was obtained from NTRIS monthly indicator reports using data from North Texas Real Estate Information Systems, Inc. and NTRIS Trends, Republic Title makes no express or implied representation as to the accuracy thereof. All information should be verified with appropriate provider.



Denton County

May 2026 Stats-at-a-glance



New Listings

2,453

✓ 4.8% Prior Year



Average Days on Market

54

^ 8.0% Prior Year



Average Price Per Sq. Ft.

\$212

✓ 0.9% Prior Year



Active Listings

8,557

^ 1.6% Prior Year



Average Sales Price

\$571,430

^ 1.6% Prior Year



Closed Sales

1,444

✓ 1.3% Prior Year

Disclaimer: This information was obtained from NTRIS monthly indicator reports using data from North Texas Real Estate Information Systems, Inc. and NTRIS Trends, Republic Title makes no express or implied representation as to the accuracy thereof. All information should be verified with appropriate provider.



Denton County

May 2026 Stats-at-a-glance - CONDOS



New Listings

18

^ 20.0% Prior Year



Average Days on Market

159

^ 133.8% Prior Year



Average Price Per Sq. Ft.

\$192

^ 10.7% Prior Year



Active Listings

168

^ 130.1% Prior Year



Average Sales Price

\$302,300

^ 7.1% Prior Year




Closed Sales

5

^ 0.0% Prior Year

Disclaimer: This information was obtained from NTREIS monthly indicator reports using data from North Texas Real Estate Information Systems, Inc. and NTREIS Trends, Republic Title makes no express or implied representation as to the accuracy thereof. All information should be verified with appropriate provider.



Rockwall County

May 2026 Stats-at-a-glance



New Listings

351

✓ 22.3% Prior Year



Average Days on Market

80

^ 9.6% Prior Year



Average Price Per Sq. Ft.

\$185

✓ 0.0% Prior Year



Active Listings

1,657

✓ 5.4% Prior Year



Average Sales Price

\$488,372

✓ 1.4% Prior Year



Closed Sales

208

✓ 12.2% Prior Year

Disclaimer: This information was obtained from NTREIS monthly indicator reports using data from North Texas Real Estate Information Systems, Inc. and NTREIS Trends, Republic Title makes no express or implied representation as to the accuracy thereof. All information should be verified with appropriate provider.



Tarrant County

May 2026 Stats-at-a-glance



New Listings

3,079

✓ 11.1% Prior Year



Average Days on Market

45

✓ 2.2% Prior Year



Average Price Per Sq. Ft.

\$197

^ 0.0% Prior Year



Active Listings

10,467

✓ 7.1% Prior Year



Average Sales Price

\$459,235

^ 4.5% Prior Year




Closed Sales

2,142

✓ 2.4% Prior Year

Disclaimer: This information was obtained from NTREIS monthly indicator reports using data from North Texas Real Estate Information Systems, Inc. and NTREIS Trends, Republic Title makes no express or implied representation as to the accuracy thereof. All information should be verified with appropriate provider.



Tarrant County

May 2026 Stats-at-a-glance - CONDOS



New Listings

69

✓ 9.2% Prior Year



Average Days on Market

57

✓ 20.8% Prior Year



Average Price Per Sq. Ft.

\$218

✓ 3.1% Prior Year



Active Listings

456

^ 13.4% Prior Year



Average Sales Price

\$279,842

^ 2.2% Prior Year





Closed Sales

41

^ 7.9% Prior Year

Disclaimer: This information was obtained from NTREIS monthly indicator reports using data from North Texas Real Estate Information Systems, Inc. and NTREIS Trends, Republic Title makes no express or implied representation as to the accuracy thereof. All information should be verified with appropriate provider.





PROVEN EXPERIENCE • DEDICATED SERVICE • LASTING RELATIONSHIPS

Disclaimer: This information was obtained from NTRIS monthly indicator reports using data from North Texas Real Estate Information Systems, Inc. and NTRIS Trends, Republic Title makes no express or implied representation as to the accuracy thereof. All information should be verified with appropriate provider.